
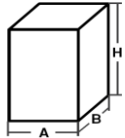

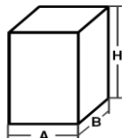

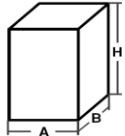


H3	DIMENSIONS				
	size [in]	h [in]	L [in]	Concrete consumption [cuft/sqft]	
	19.68x19.68	8.27	21.65	0.013	
Dim. imballo 	Pallet size				
	AxBxH [in]	Pcs. per pallets	Sq yds per pallets		
	47.25x40.16xH 86.6	720	215		

H6	DIMENSIONS				
	size [in]	h [in]	L [in]	Concrete consumption [cuft/sqft]	
	22.83x22.83	29.53	21.26	0.029	
Dim. imballo 	Pallet size				
	AxBxH [in]	Pcs. per pallets	Sq yds per pallets		
	47.25x40.16xH 86	720	215		

H9	DIMENSIONS				
	size [in]	h [in]	L [in]	Concrete consumption [cuft/sqft]	
	19.68x19.68	45.27	80.71	0.033	
Dim. imballo 	PALLET SIZE				
	AxBxH [in]	Pcs. per pallets	Sq yds per pallets		
	47.25x40.16xH 94.5	720	287		